



## **The Tampa Bay Fly Fishing Club**

**[www.tbffc.org](http://www.tbffc.org)**

**Next Meeting: Wednesday, October 3, 2007, 6:00 p.m.**

**Location: Compton Park Recreation Center, Tampa Palms (See below for Directions)**

### **Special Guest Speaker and Tyer**

**Jim Swann**

Jim, the proprietor of Swann's Complete Fly Fishing Shop in Dade City, has been our featured speaker and tyer on several occasions, but not since June of 2004. Jim's presentations are always educational and entertaining.

Jim started fly fishing in the mid '50s with a rod he built himself from a kit supplied by Herter's. In 1961 he went to Alaska and started guiding around the Anchorage area. In the 1980's he quit going to Alaska in the summers and turned all of his guiding attention to Florida. He books fishing trips to Alaska and unguided trips into North Georgia (where he maintains a camp) and turkey hunting trips in Florida. Since he opened his fly shop 10 years ago, he personally guides fishing trips only in Florida, mostly for bream. Jim also supplies most of the goodies for our popular raffles.

Jim's topic will be freshwater fishing for bream, and he will also entertain us with some memories of the good old days. Come to the meeting and enjoy an evening with one of Florida's premier fishing icons.

As featured fly tyer, Jim will show us how to some of his favorite bream flies. He has some neat tricks for rapidly tying flies that are irresistible to the fish. Not content with just tying the flies, he will teach us how to use them properly in his talk (see above). As always, Jim will show us how incredibly simple it is to tie some "impossible" looking flies by using some clever techniques he has developed. Bring a pad and pencil and take a few notes to help you enhance your tying pleasure.

**DEADLINE TO ORDER BANQUET TICKETS IS AT OUR NOVEMBER 7<sup>TH</sup> CLUB MEETING --SOONER IF SOLD OUT**

**Directions to Our Meetings: From I-75---**Take Bruce B. Downs exit from I-75; go west 2 miles to traffic light, turn left onto Tampa Palms Blvd., then left on Compton Drive, and right at Compton Park. **From I-275---**Take Bearss East to Bruce B. Downs; then Bruce B. Downs east/north to Tampa Palms Blvd. Rt. on Tampa Palms, then left on Compton Drive and right at Compton Park

**OCTOBER 2007 PRESIDENT’S MESSAGE**

Hello all TBFF members:

Fall is here, and soon the waters will be cooling down, and we'll be fishing for Halloween candy and costumes.


I want to Thank **Ron Cavalier** for being our designated tyer for September (see page 7). Ron has also generously donated many wonderful Flies for our banquet on Nov 10<sup>th</sup>. Everyone that attends the banquet will receive one of these flies!

I also would like to give a BIG THANKS to **Nanette O'Hara** for her very informative talk about her Documentary film "Tampa Bay: Living Legacy".

As you know in the month of September we had two events. One was our Fly Casting Clinic with **Steve Parker**. The second was the Florida Sportsman Outdoor Expo. I want to Thank All of the members who came out to help, Without their help these events would not take place, and we as a club could not spread the knowledge we have in the art of fly fishing.

Please fill out the form for the Banquet and bring it to our October meeting, or send it to the address on the form. Our speaker for the Banquet will be **Tim Borski**. This is our main way of raising the money needed to keep our club running. PLEASE help us out by attending the Banquet.

You can also help our club by donating items for the banquet, or contacting someone or some company that would like to donate Items. The items do not have to be fishing related--anything will help.

Thank you all very much,  
Tight Lines, Neil Sperling 


<b><i>In This Issue:</i></b>	<b><i>Page</i></b>
Monthly Meeting . . . . .	1
President’s Message. . . . .	2
TBFFC calendar of events.....	3
Random Thought from the Tying Bench – 34.. . . .	4
Member Photos . . . . .	5
Banquet Information and Order Form.....	6
Fly of the Month.....	7
Casting Tip for TBFFC: #92.....	8
Want Color?.....	8
Membership Application, Guides, Casting Coaches, etc. 9	

**OFFICERS AND DIRECTORS**

Interim Presidents (shared)	<b>Durkin, Miekka, Sperling</b>	
Vice President	<b>Walt Durkin</b>	<b>813-476-7128</b>
Treasurer	<b>Rick Valeri</b>	<b>813-681-9143</b>
Directors:	<b>Jeff Abeles</b>	<b>813-920-4653</b>
	<b>Nick Angelo</b>	<b>813-230-8473</b>
	<b>Denise Bruner</b>	<b>813-989-2909</b>
	<b>Bryon Chamberlin</b>	<b>813-361-8801</b>
	<b>Pat Damico</b>	<b>727-360-6466</b>
	<b>Robert Fischer</b>	<b>813-962-0185</b>
	<b>Dick Miekka</b>	<b>727-866-8682</b>
	<b>Rick O’Hara</b>	<b>813-238-6763</b>
	<b>Neil Sperling</b>	<b>813-655-5627</b>
	<b>Alligator Bob Young</b>	<b>813-986-3008</b>

The next meeting of the TBFFC Board of Directors will be at 6:00 P.M. on Wednesday, October 30 at Walt Durkin’s home.

**NOT GETTING THE NEWSLETTER?** Please call Dick Miekka, Editor, at 727-866-8682 or e-mail to [dmiekka@cs.com](mailto:dmiekka@cs.com)



**The Fly Guy**


**Capt. Pat Damico**

2981 E. Vina del Mar Blvd.  
St. Pete Beach, FL 33706  
Tel: 727-360-6466  
Web: <http://captpat.com>  
Email: [flyguy@captpat.com](mailto:flyguy@captpat.com)

*Barbed Steel*  
**CHARTERS INC.**


**CAPT. BRYON CHAMBERLIN**  
USCG LICENSED & INSURED

PHONE 813-361-8801 - FAX 813-995-9444  
[BRYON@BARBEDSTEEL.COM](mailto:BRYON@BARBEDSTEEL.COM)  
[WWW.BARBEDSTEEL.COM](http://WWW.BARBEDSTEEL.COM)




10330 North Dale Mabry • Suite 110  
Tampa, FL 33618 • 813-961-0097  
[www.avantgold.com](http://www.avantgold.com)

Oyster Perpetual Cosmograph Daytona  
Rolex, Oyster Perpetual, Daytona and  
Cosmograph are trademarks.



**L.J Cathelineau**  
Personal Financial Representative  
**Allstate Financial Services, LLC**

1003 S. Collins Street  
Plant City, FL 33563  
Office 813.752.2556  
Cell 727.656.9607

Securities offered through **Allstate Financial Services, LLC** (LSA Securities in LA and PA).  
Registered Broker-Dealer. Member NASD, SIPC.

## TBFFC CALENDAR OF EVENTS

### 2007 TBFFC MEETING DATES

Here are the meeting dates for the rest of 2007: October 3, November 7, December 5. **Please watch this space for any changes.**

### OCTOBER "CARL HANSON" OUTING WITH SUNCOAST CLUB

**When:** Sat. October 20, 2007, 8:00 AM -Noon

**Where:** Rotary Park, Hillsboro River

**Includes:** Lunch, Trophy

This annual outing gives us a chance to interact with our sister club in Saint Petersburg, and to compete for the Carl Hanson Trophy for the biggest fish.

Last year, the Suncoast Fly Fishers wrested the trophy away from TBFFC after we held it for two years. Come help us win it back!

It is necessary to have a boat, kayak, or canoe to enjoy the beautiful scenery of the Hillsboro River, and to fish for the many pan fish and bass in the river. Sign up at the October meeting. We will pair up boat/canoe owners with those needing transportation on the river. Our club is Host this year, so we need a good turnout.

For more information call Dick Miekka at **727-866-8682**.

### JOINT OUTING WITH THE MANGROVE CLUB

Due to scheduling problems, this outing has been postponed until November 17, or some time in January. Watch the newsletter for the new date and time.

### GET SIGNED UP FOR OUR BANQUET

Please set aside the evening of Saturday, November 10 for our event before something else gets on your calendar. See page 6 for more details and order form.

### OPPORTUNITY AT STEINHATCHEE

Andrew Cox of the Atlanta Fly Fishing Club has put together a two day fishing trip the first weekend of November in Steinhatchee, FL. If anyone is interested, Andrew's cell phone in Columbus GA is 706-577-1948. **My phone # is 770-948-4568.**

### WALLY ZIPRIK

**When:** Guided Fly Fishing on Friday, November 2, 2007 and Saturday, November 3, 2007

**Costs:** \$400.00 per day Guided Fly Fishing – 2 anglers per boat (\$200 per angler per day if split between 2 anglers)—Plus the cost of food, tips, and overnight accommodations (\$130 for three nights if six anglers sign up)

### PREVIEW OF COMING EVENTS:

**November 10:** Our annual banquet with **Tim Borski** as keynote speaker

**December:** TBFFC annual Big Gun Shootout, and Play Hooky for the Holidays.

### BILL JACKSON'S EVENTS OF INTEREST

Call (727) 576-4169 for all items listed below.

Fly casting clinics each Saturday at 10 AM

Fly Tying Clinics; 6:30 PM every Monday for beginners and every Wednesday for advanced tiers.

### SUNCOAST FLY FISHERS

[www.suncoastflyfishers.com](http://www.suncoastflyfishers.com)

Regular Meetings: 6:30pm on the Third Thursday of each month, **except December**, at Walter Fuller Recreation Center, 7883 26<sup>th</sup> Ave. N., St. Pete.

### MANGROVE COAST FLY FISHERS

[www.mangrovecoastflyfishers.com](http://www.mangrovecoastflyfishers.com)

NOTE: Newer Location for MCFE Club meetings - **Twin Lakes Park**. The entrance to Twin Lakes Park in Sarasota is located on Clark Road, just 1/2 mile east of I-75, on the south (right) side of the road. Contact website above for details and directions.







**John Broom**  
Licensed Real Estate Professional

Direct: (813) 765-6874  
Office: (813) 929-7600  
Fax: (813) 434-2405  
John@JohnBroomRealtor.com  
www.JohnBroomRealtor.com  
27219 SR 56 • Wesley Chapel, FL 33544  
*Each Office Independently Owned and Operated*



**PRICES SO TAME**  
Black & White Copies **JUST \$0.02**




**YOU CAN AFFORD TO GET WILD!**  
Color Copies **JUST \$3.39**

**ccm Copy Control Management, Inc.**  
Great people. Great solutions.

9411 Corporate Lake Drive Tampa, Florida 33634  
813.882.3945 | Fx 813.882.0787  
33 East Robinson Street Orlando, Florida 32801  
407.843.9699 | Fx 407.843.1106  
730-A Freeland Station Road Nashville, Tennessee 37228  
615.742.5857 | Fx 615.742.1631

[www.copycontrol.com](http://www.copycontrol.com)




**"Fish Talk & More"**

With Captain  
Wade Osborne  
Saturdays  
7-9 AM

**Afashionado**  
RADIO  
860 AM WGUL

Studio: 813-289-1860 • 877-969-8600  
[www.afashionado.com](http://www.afashionado.com)

## RANDOM THOUGHTS FROM THE TYING BENCH--34

By C.W. "Don" Coleman

**DON'T FORGET** – You are free to agree, disagree, or interpret my opinions in any way you see fit. There are no fly tying police or fly fishing police. Don't be afraid to think for yourself or differ with the "experts." But do be polite about it. There are not many things you can do today that leave you completely free to do as you wish. Even take a fish home to eat once in a while—as long as it is legal to do so. Sometimes we take this ecology bit too far.

**FIGHTING FISH** – Suddenly you have a fish on. What do you do now? First of all I hope you struck the fish with a slip-strike and lifted the butt of the rod instead of jerking the rod tip up. The rod tip is for casting and the rod butt is for fighting fish. Most of the inshore fish wading fly fishers catch can easily be handled by stripping in the fly line with your line hand. Don't adhere to the old adage to "keep the rod tip up and get the fish on the reel." A lot of fish are lost because of that poor advice. You cannot put much pressure on a fish with the rod tip and you can blow it all trying to reel in loose line instead of fighting the fish. If you do have a large fish on, let it run and put itself on the reel. I hope you didn't set the drag up to 3 or 5 pounds as some "experts" recommend. If you did a sudden jolt will occur when the fish comes tight against the reel and that jolt could pull the hook out. Keep just enough drag on the reel so that when you jerk on the line it will not backlash. If you need more drag during the fight, use the palming rim. Fight large fish by keeping the rod tip down and pointing at the fish and fighting with the first stripping guide. It's called fighting "down and dirty." The old timers used to say "give them the butt." Even with a 12 weight tarpon rod you can only exert about 3 ¾ pounds on a fish with the rod tip. Whereas you can exert up to 12 pounds on a fish when fighting "down and dirty."

Don't fight a fish by pumping the rod and reeling in the line you gained. When you pressure a fish it tries very hard to fight back. You can gently apply even pressure and practically lead most fish wherever you want. Often you can remove all pressure and the fish will simply stop and wonder what's going on. Only pump the rod when you cannot move a very large fish any other way. And fly rods are not built to do this successfully.

**BASS AND BLUEGILLS** – Even dedicated saltwater fly fishers can enjoy an occasional trip for bluegills—and always hope that a nice bass will hit. William G. Tapply (son of Tap Tapply of Tap's Tips fame), in his book *Bass Bug Fishing*, told of receiving a fly from Art Scheck that proved unusually successful for both bass and bluegills. Tapply named the fly the IN-BETWEENER. It was an all-black fly constructed with all synthetic materials, tied on a #6 long shank streamer hook. Jim Swan of Dade City, FL has always maintained that even bluegills can be caught on large flies. I even caught an 8 inch bluegill on a ¼ ounce spinner bait while casting for bass in Walsingham Reservoir. That bluegill took the large spinner bait hook in its mouth and the hook point stuck out the fish's cheek. Try this fly on your next warm water fishing trip. Tapply claims mixed catches of bluegills, bass and crappies with this fly.

I tie the fly on a #6 Mustad 34011 long shank hook using Fly Master Plus or Flat Waxed Nylon thread. Attach a tail of synthetic Super Hair with 6 to 8 strands of Krystal Flash over the top of the Super Hair. Then attach 3 rubber legs with square knots evenly spaced up the hook shank. A body of Estaz is then wrapped up the shank—between the legs—to the head of the fly. A shell back of 1/8 inch closed cell foam (or a double layer of craft shop foam) is tied in at the bend of the hook with a short, rounded length extending over the tail. The foam is then pulled forward over the eye and tied down behind the hook eye. Then the remaining foam is rolled back and tied down behind the hook eye and trimmed off. Of course an all-white fly would probably work as well. But all-black is the way the fly was designed.




**ALLIGATOR BOB'S.**  
GOURMET ALLIGATOR


P.O. Box 522  
Thonotosassa, FL 33592  
ph: 813-986-3008  
fax: 813-986-5879  
1-800-342-1217




[www.gatorbob.com](http://www.gatorbob.com)




**Awesome Fishing**  
with  
**Captain Keiland Smith**



**Night-Time Snook**



**West-Coast Tarpon**



**East-Coast Redfish**

863-944-7475  
[www.awesomefishing.net](http://www.awesomefishing.net)

Member Photos




**Left: Rick Happle and Scott Curtis** shot this gator (via camera) at Lake Okeechobee Sept. 8. Was it alive?



**Right: Amber Parker** caught a nice brown trout on the Halston River



**Denise Bruner** and friend **Dianne** fished Wyoming and Montana over Labor Day, but saw more beautiful scenery than fish. Denise got named the "Whitefish Queen" for her catching skills (see photo at right)



"The best casting clinic ever" was held at Compton Park Recreation Center on September 15, with sixteen attendees. **Steve Parker** led the clinic and gave a lifetime's worth of valuable fly fishing tips to a rapt audience (left), and **Dan Lagace** gave his famous casting – without- a- fly- rod demo. **Denise Bruner** took the pictures and prepared a picnic lunch while **Walt Durkin** supplied soft drinks.

## Annual Banquet and Auction

Saturday, November 10, 2007 at Valencia Gardens Restaurant, Kennedy Blvd., Tampa  
6:00 - 7:30 PM Silent Auction, Hors D'oeuvres and Cash Bar; 7:30 PM Dinner

### SPECIAL GUEST SPEAKER: TIM BORSKI



#### ABOUT : Tim Borski

Tim Borski paints unique wildlife art in watercolor, oils and acrylics, and he can be found daily in his studio in Islamorada in the Florida Keys or fishing in the backcountry -- allegedly gathering inspiration and photographs for his art. Tim has a style all his own. His paintings primarily focus on bird and fish species and he waxes eloquent about their attributes and habitats. An occasional landscape or T-shirt design also graces his easel.

Tim likes to write as well and has been published in several magazines. He writes a quarterly how-to column on flies, and has about a dozen trademarked fly patterns to his name through the Umpqua Feather Merchants. He recently produced a fly-tying DVD which showcases how to tie specific flies and shows them in use on the water.

#### A. Order Form for Annual Banquet

Where: Valencia Gardens Restaurant, Kennedy Blvd., Tampa

When: November 10, 2007 @ 6:00 PM (Dinner 7:30 PM)

(Please print)

Name \_\_\_\_\_ Phone \_\_\_\_\_ (Evenings)

Number of Guests (including yourself) \_\_\_\_\_ (\$40 for singles, \$75 per couple )\$ \_\_\_\_\_ Total

**Tickets to be picked up at the door, the night of the event**

#### B. Order Form for Fly Tying Clinic with Tim Borski

Where: Compton Park Recreation Center

When: November 10, 10:00 AM to 2:00 PM (Lunch Included)

Name(s): \_\_\_\_\_ X \$20.00= \$ \_\_\_\_\_ Total

#### C. Annual Dues Payment (In case you forgot): 2007 member application

Your Name: \_\_\_\_\_ Date: \_\_\_\_\_ Hm. Phone: \_\_\_\_\_ Wk. Phone: \_\_\_\_\_

Mailing address: \_\_\_\_\_ City: \_\_\_\_\_ State: \_\_\_\_\_ Zip: \_\_\_\_\_

Email address: \_\_\_\_\_ Type of Membership: \_\_\_\_\_ Please ck:  One Year  Five Year

*Please list names you wish to include in family membership*

Name: \_\_\_\_\_ Rel: \_\_\_\_\_ Name: \_\_\_\_\_ Rel: \_\_\_\_\_

#### Membership Fees:

**Annual Dues: \$25.00 Individual Membership, \$35.00 Family Membership, \**

**Five Year Dues: \$100.00 Individual Membership \$140.00 Family Membership**

**\$95.00 Corporate Single Membership (includes one membership and Ad Space in Newsletter)**

**\$120.00 Corporate Family Membership (includes family membership and ad Space in Newsletter)**

**Total Paid From A, B and C. above = \$ \_\_\_\_\_.**

Please write your Check to "Tampa Bay Fly Fishing Club" and mail to:

**Tampa Bay Fly Fishing Club, c/o Rick Valeri, Treasurer, 1404 Oxfordshire Court , Brandon, FL 33510**

**Or pay at the club meeting**

**Note: If you are a Guide or a Vendor donating a trip or merchandise to the Club, do not send any money at this time. Instead, fill in the number of tickets requested and check here ( ). Thank You**

## FLY OF THE MONTH

### The Hot Baitfish Fly As Tied by Ron Cavalier



#### MATERIALS

**Hook:** Your choice, 9255N, 3407, 34007 or L067S.

**Thread\*:** Monocord or 140 waxed Flymaster.

**E.P. Sparkle Fiber:** Pearl Magic.

**Neer Hair:** White for belly or Polar and Lime Green for side and top wing.

**Eyes:** 3D in 5/16" (color optional).

**Adhesives and Coatings:** Super Glue, Softex or Sally Hansons Hard as Nails or Loon Hard Head for a final coat.

**Special Tool Needed:** Groomax Soft Slicker Brush for combing fly.

**\*TIP:** I always use the above thread to keep the head of the fly small, since there are a number of tie ins.

#### TYING SEQUENCE:

1. Place hook in vise and tie on thread along the shank. Bring thread back to an area over the hook point. Tie in a small clump of Pearl Magic over the hook point.

**\*TIP:** Take a pinch of Pearl Magic and roll it in your fingers and then tie in and fold over itself and tie again.

2. Advance the thread to about 3/8" behind the eye. Tie in Pearl Magic on top of the hook and under the hook, same amount as over the hook point (See illustration below).



3. If you have a rotary vise, flip the hook upside down. Cut a pinch of white Neer Hair (about the size of a kitchen match and about 3" long). Tie this in on top of the Pearl Magic.

**\*TIP:** Use your thumb and index finger to roll the material around the shank of the hook.

4. Cut two more sections of white Neer Hair the same size as the first one and tie these on each side of the hook, touching the bottom section of white. The belly is now completed, as shown below.



5. Turn vice back to hook point down. Now cut three pieces of Lime Green about 3" long. Place one on top and tie in, place one on

each side touching the top and side belly area as shown.

**\*TIP:** Use your thumb and index finger to move the material around to completely cover the hook.



6. Remove the fly from the vise and place it on between your knee and thigh and begin to lightly brush out the material, so it begins to take the form of a minnow (lightly brush so you don't remove all the Pearl Magic).



7. Now begin trimming the fly. Don't cut too much. I take an angled cut from the belly to the tip of the tail. I do the same cut on the top wing. See photo after first cuts below.



**\*TIP:** If you have too much material build up, take Anvil Thinning Shears and make a cut and then brush the fly again, don't make more cuts than needed at one time or you'll remove too much material. If this happens just tie in more of the missing color and trim again.

8. Place the fly back in the vise and place a 3D domed eye on each side and Super Glue in place.
9. When the super glue is dry, coat from the nose to just behind the eyes, with either Sally Hanson's Hard as Nails or Loon Hard Head. If you want a wide profile, just coat the area behind the eyes with Softex using a 1/4" wide wood stirrer. Don't over apply the Softex.

**Finished fly should appear as in the first photo above, or as illustrated below if a thinner profile (probably the best shape for our area) is desired. For the thinner profile, modify the trimming in step 7, and do more thinning.**



***Casting Tips for TBFFC: 92***  
**Reproducing Good Casts (Skill)** ©2007

There exists a comfortable balance between the work assumed by the line and the rod hand during the cast. I find it easiest at short distances to gain the most accuracy and optimum line speed by casting without hauling with the line hand. Much beyond forty feet, though, and casting becomes easier when the line hand assumes some of the work; mainly hauling to increase line speed and managing shooting line. The ideal situation, when casting say, 40 to 60 feet, is to maintain the same casting motion with the rod hand; speed and length of casting stroke, while at the same time increasing the line speed by hauling conservatively with the line hand. The haul should be just aggressive enough to impart sufficient line speed to reach the target, and no more. By assigning the job of managing line speed to the haul hand, the caster can maintain repetitive consistency with the rod hand, thus benefiting from reproducing the same cast, over and over again.

As distance increases, say 61 feet to 75 feet, the caster adjusts the rod hand casting stroke by increasing speed and length off casting stroke, while at the same time becoming more aggressive with the line hand haul to maintain the division off labor between the rod hand and haul hand.

Now the caster has two rod-hand casting strokes: one for distances out to 60 feet, without and with a haul, and another for distances to 75 feet. Perhaps a third rod-hand casting stroke is relied upon for distances beyond 75 feet where the rod hand imparts the longest casting stroke and may even include a drift during the false cast, and the line hand becomes most aggressive with the haul to continue its role in sharing the work of the cast.

If reliable repetition reflects skill, then one might best strive for consistency where it counts most, with the rod hand. Using just three casting regimens with the rod hand for 1.) short-to-medium, 2.) longer and 3.) longest casting distances will contribute greatly to acquiring casting skill.

Dan Lagace

Member, Tampa Bay Fly Fishing Club 🌅

**Snook Fin-Addict Guide Service, Inc.**  
**CAPTAIN RICK GRASSETT**  
2447 Waneta Drive • Sarasota, Florida 34231  
**Lure & Fly Fishing Specialist**  
**FFF Certified Fly Casting Instructor**  
**Bay, Back Country & Coastal Gulf Fishing**  
**Sarasota Bay • Charlotte Harbor • Tampa Bay**  
(941) 923-7799 Email [snookfin@aol.com](mailto:snookfin@aol.com)  
[www.snookfin-addict.com](http://www.snookfin-addict.com) [www.flyfishingflorida.net](http://www.flyfishingflorida.net)



### ***WANT COLOR?***

Our printer has informed us that we can no longer have this newsletter printed in color at a discounted price. If you are reading a paper copy that has been sent via U.S. mail, you know what I mean.

#### **There is a simple way around this problem.**

Just get your newsletter via e-mail instead of via snail-mail! I e-mail the newsletter to everyone who has given me their unblocked e-mail address, and most everybody appreciates the convenience of having the newsletter "hot off the press" so they get it several days sooner than the hard copy.

If you are not receiving the newsletter electronically, it is probably because I do not have your e-mail address. If you have given me your e-mail address, and are still not getting the electronic version, then one of the following is a problem:

1. I have an old, or incorrect e-mail address for you that needs updating;
2. You have blocked me and I have been unable to penetrate your junk mail defense system;
3. You do not have a current version of Adobe PDF reader. Since you need this program to read the newsletter, please go to [www.Adobe.com](http://www.Adobe.com) and download the program (it is free);
4. Your internet provider does not give you enough download capacity to accept the newsletter file, which runs about 2 mb.

If any of these problems is preventing you from receiving the newsletter, please make any necessary correction or updates in your computer and/or contact me at [dmiekka@cs.com](mailto:dmiekka@cs.com) and we should be able to fix the problem. .

If you are not yet internet capable, we will continue to send the newsletter the old fashioned way. However, **if you are getting the electronic version, and no longer require the black-and-white mailed version, please e-mail me at the above address and let me know.** Mailed copies of the newsletter cost the club about \$1.00 each. E-mailed copies are almost free! Any savings will be passed on the members via extra benefits and/or reduced costs.

Tight Lines// Dick . 🌅



## Member Benefits

TBFFC is famous for its value and focus on the sharing of information, experience, and craftsmanship with its members. As a TBFFC member you will enjoy many benefits free or at nominal cost, plus enriching experiences.

- Monthly Meetings with Famous Speakers
- Fly Fishing Outings
- Fishing Trips Sponsored by Members and the Club
- Group Clinics and Workshops
- Fly Tying Lessons
- One-On-One Fly Casting Lessons
- Shirts and Hats with club logo
- 80 Page Beginner's Basic Skills Instruction Manual
- Annual Banquet with International Speakers

These boat Captains can take you to the best fishing spots

### Fly Fishing Guides

- Capt. Pat Damico 727-360-0400
- Capt. Bryon Chamberlin (813) 995-9444
- Capt. Mark Emery (352) 622-3412
- Capt. Joe Gonzales (305) 642-6727
- Capt. Rick Grassett (941) 923-7799
- Capt. Pete Greenan (941) 923-6095
- Capt. Rick Gross (941) 794-3308
- Capt. Russ Shirley (727) 343-1957
- Capt. Paul Hawkins (727) 526-2438
- Capt. Dave Markett (813) 962-1435
- Capt. Cliff Martin (813) 968-3736
- Capt. Walter Nowlin (813) 980-2124
- Capt. Wade Osborne (813) 286-3474
- Capt. Frank Rhodes (863) 967-4258
- Capt. Keiland Smith (863) 944-7475
- Capt. Rodney Smith (321) 777-2773
- Capt. Tom Tamanini (813) 920-7552

### Fly Casting Coaches

Novice or advanced caster, one of the following coaches can assist you with your casting. Contact one convenient to your location to arrange a casting session.

#### South Tampa

Steve Parker.....813- 287-5583

#### Brandon

Neil Sperling.....813-655-5627

#### North Tampa

Jeff Abeles .....813-961-0097

Robert Fischer.....813-962-0185

Dan Lagace.....813-929-6605

Bill Murdoch ..... 813-971-4764

Leigh West. .... 813-971-8697

#### Saint Petersburg

Capt. Pat Damico.....727-360-6466

#### Polk County

Capt. Frank Rhodes.....863-967-4258

## Our Corporate Sponsors

These companies sponsored the Tampa Bay Fly Fishing Club. Some are members of the club. We urge you to patronize them.

- **3-WAY CONSTRUCTION CO.** Robert Fischer 7702 Industrial Lane, Tampa, FL 33637 (813) 989-1731.
- **AFISHONADO GUIDE SERVICES.**, Capt. Wade Osborne, (888) 402-3474 , [www.wadefish.com](http://www.wadefish.com)
- **ALLIGATOR BOB'S** Gourmet Alligator Meat Snacks (813) 986-3008, (800) 342-1217. WWW.GATORBOB.COM
- **AVANT GOLD JEWELERS**, Jeff Abeles, 10330 North Dale Mabry, Suite 150, Tampa, FL 33618, (813) 961-0097
- **AWESOME FISHING ADVENTURES**, Capt. Keiland Smith, (863) 944-7475
- **BARBED STEEL charters inc.** Capt. Bryon Chamberlin (813) 361-8801 [bryon@barbedsteel.com](mailto:bryon@barbedsteel.com), [www.barbedsteel.com](http://www.barbedsteel.com).
- **Bill JACKSON'S SHOP FOR ADVENTURE**, 9501 US 19 N. Pinellas Park FL 33782, (727) 576-4169
- **NATURAL SELECTIONS**, Bill Murdoch, 4501 Montego Bay Court, #8, Tampa, FL 33613, (813) 971-4764
- **CENTER FOR RADIATION ONCOLOGY**, Kathryn Kapes, M.D., Jack Steel, M.D., Brandon, Plant City, Sun City Center, Tampa and Zephyrhills (813) 661-6339
- **COPY CONTROL MANAGEMENT, INC.** Donnie Cayo, Jr. 9411 Corporate Lake Dr. Tampa, FL 33634 (813) 882-3945 [www.copycontrol.com](http://www.copycontrol.com)
- **CAPTAIN RUSS SHIRLEY** (727) 343-1957 [www.captruss.com](http://www.captruss.com)
- **JOHN BROOM** (813) 765-6874 [John@JohnBroomRealtor.com](mailto:John@JohnBroomRealtor.com)
- **SALT WATER FLY FISHERMAN**, Capt. John and Michelle Homer.
- **SNOOK FIN-ADDICT GUIDE SERVICE, INC.** Capt. Rick Grassett, (941) 923-7799 [www.snookfin-addict.com](http://www.snookfin-addict.com).
- **SWANN'S FLY FISHING SHOP**, Jim Swann, 13650 South 98 Bypass, Dade City, FL 33525, (352) 567-6029
- **TAMPA BAY OUTFITTERS**, Egan Anderson, 701 South Howard, Suite 102, Tampa, FL 33606. 813-254-8444

### 2006 member application Tampa Bay Fly Fishing Club

Your Name: \_\_\_\_\_ Date: \_\_\_\_\_

Mailing address: \_\_\_\_\_

City: \_\_\_\_\_ State: \_\_\_\_\_ Zip: \_\_\_\_\_

Hm. Phone: \_\_\_\_\_ Wk. Phone: \_\_\_\_\_

Email address: \_\_\_\_\_

Type of Membership: \_\_\_\_\_

Please Check:  One Year  Five Year

Please list names you wish to include in family membership

Name: \_\_\_\_\_ Rel: \_\_\_\_\_

Name: \_\_\_\_\_ Rel: \_\_\_\_\_

Name: \_\_\_\_\_ Rel: \_\_\_\_\_

Annual Dues: \$25.00 Individual Membership

\$35.00 Family Membership

\$95.00 Corporate Single Membership

(includes one membership and Ad Space)

\$120.00 Corporate Double Membership



(includes two memberships or family membership and Ad Space in Newsletter)

Five Year Dues: \$100.00 Individual Membership

\$140.00 Family Membership

Please make check payable to: Tampa Bay Fly Fishing Club  
C/o Rick Valeri, 1404 Oxfordshire Ct. Brandon, FL 33510

Tampa Bay Fly Fishing Club  
P.O. Box 692  
Brandon, FL 33509-0692


 **JIM SWANN'S** 

Complete Fly Fishing Shop  
Rods - Reels - Hand Tied Flies - Materials  
Guide Service  
Classes in Flying Tying and Casting

**352-567-6029** 13650 So. 98 By Pass  
Dade City, Fl. 33525


**Natural Selections**

---



Bill Murdich (813) 971-4764

4501 Montego Bay Court, #8, Tampa, FL 33613

 License Number  
CGC037643

**ROBERT FISCHER**  
President

7702 Industrial Lane • Tampa, FL 33637 • (813) 989-1731

 **Shop For  
Adventure**

*SPECIALISTS IN:*  
BACKPACKING  
CAMPING  
CANOEING  
FISHING  
HUNTING  
IN-LINE SKATING  
KAYAKING  
METAL DETECTORS  
SCUBA DIVING  
SNOW SKIING

9501 U.S. 19 North, Pinellas Park, FL 33782  
St. Petersburg – (727) 576-4169  
FAX – (727) 576-7579  
www.billjacksons.com